



STORAGE :

40 ways to get sorted

THESE CLEVER OUT-OF-THE-BOX STORAGE
IDEAS WILL HELP YOU RESTORE ORDER
IN THE MOST STYLISH WAYS POSSIBLE

WORDS KYLIE JACKES

HOME LIFE BECOMES a lot easier with good storage. Schoolbags cease to be a trip hazard at the front door, the world's largest Lego/Meccano collection is corralled to a portion of one room only and the remote stays forever found. Clearing up becomes much quicker and easier, and even the bills are paid on time – because you know exactly where to find them. Follow our 40 fabulous, room-by-room tips to get instantly organised.

hallway

1 Hanging schoolbags on sturdy wall hooks keeps them off the floor and ensures they're returned to the same spot every day. "Just make sure you position hooks at a child-friendly height," says Natalie Morey of The Lifestylers Group.

2 Put a stylish hamper with a washable cotton insert near the front door; it can then become a dump bin for smelly sports gear that can be moved en masse to the laundry.

3 Swamped with daily debris? The right furniture can give everything a designated place, says Rachel Zehner of A Place For Everything. "Hall tables with drawers are great when teamed with a decorative bowl or tray on top for coins and keys," she says. "Another option is a console with open shelves and a basket for each family member for stashing various items."

4 Utilise the space under internal stairs with custom cabinetry. "Enclose the area with doors and add shelves to create a hidden alcove for storing school stuff, wet-weather gear and sports equipment," suggests Sorted Space's Dayna Howard.

5 A bench seat with boxes or chic storage containers underneath works particularly well in busy households, advises Ikea's Christine Gough. "Locating it by the front door also prevents clutter spreading to the main area of the home," she says.



6 Hallway storage is all about what you need to grab on your way in or out of the house. "If you're short on space, try a simple key rest like the one from Work Shop Objects," says interior designer Georgia Cannon. "For long walls, I love Shaker-style peg rails that can store hats, umbrellas, bags - and display artwork on the shelf above." >

STORAGE SAVIOURS



Bride And Wolfe circle shelf, \$890, Cranmore Home.



'Sprutt' cabinet, \$149, Ikea.



'X' hanger, \$139, Design For Use.



Vintage wall hooks in White Wash, \$39.95, Bed Bath N' Table. *Stockists, page 212*



7 In-trays are a must in any home office, as they provide a designated place to organise paperwork into separate groups such as mail, bills to pay and documents to action, explains The Lifestylers Group's Natalie Morey. "Choose a colour that complements your decor or add texture by pairing with a timber, wire or leather-look tray," she says.

8 Only have space for an office corner? Consider converting an old wardrobe into a workstation, suggests Natalie. "Remove the existing hanging rail and shelves and, with the help of someone handy, install a desk with floating shelves above," she says. "When it's not in use, you can close the doors and hide all of the paperwork."

9 If your home office doubles as a craft room, use a vertical file system to colour-code craft papers. Store rolls of gift wrap in a tall wire basket and fix a pegboard to the wall to hang your tools.

10 "Divide and conquer bits and bobs with simple inner-drawer organisers or timber cutlery trays," suggests Rachel Zehner of A Place For Everything. "This will keep items such as scissors, staplers and pens in order and readily accessible at all times."

11 Look for interesting storage pieces to make your functional items display-worthy. Cool shelves such as the hanging bookcase from Plyroom and the book hanger from Design For Use (see Storage Saviours, above right) are a great way to both store books and present them in an eye-catching way, suggests Karen Akers of Designed by Karen Akers.

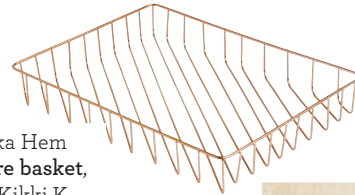
STORAGE SAVIOURS



Book hanger, \$189/
small, Design For Use.



'Kallax' desk
combination
in White,
\$129, Ikea.



'Svenska Hem
Stilla' wire basket,
\$24.95, Kikki.K.



Vitra
'Uten.Silo
I' wall-
mounted
storage,
\$650, Space
Furniture.



'Peggy' pegboard, from
\$195, Plyroom.



Metallics add a touch of glamour to this work area; (above left) filing systems bring order to any office.

12 When you're pushed for space, use the wall to free up your desktop. "I love the 'Uten.Silo I' wall organiser by Dorothee Becker for Vitra [see Storage Saviours, opposite]," says Shana Danon of Organised Clutter. "It has myriad moulded vertical containers to hold everything from notebooks to tablets." >



If your office area shares a living space, opt for storage pieces that work with the room's aesthetic, as in this design by Rowlands Associates Inc.



STORAGE SAVIOURS



Robert Gordon 'Rack' letter holder, \$29.95, Cranmore Home.



Muuto 'Restore' basket in Grey, \$150, Lilly & Lolly.



'Kvissle' letter tray in White, \$34.99, Ikea.



'Buco' frame box in Natural, \$39.95, Freedom. Stockists, page 212

living room



13 Furniture that helps contain and conceal clutter will give your living area a more spacious feel. Certain King Living sofas have in-built storage and “Smart Pockets” in the arms and backs to help keep things such as the remote safely stashed. Storage ottomans are another great option, as are large ones with a shelf (as seen here) and drawers, ideal for tucking away bits and pieces such as gaming consoles or magazines.

STORAGE SAVIOURS



‘Izzy’ up-down coffee table, \$899, Equator Homewares.

‘Sax’ storage bag in Brown, \$24.95/medium, Freedom.



‘Vivian’ bookshelf, \$1799, Equator Homewares.




‘Delling’ entertainment cabinet, \$1629, Life Interiors.





Tall built-in bookcases are for more than your favourite tomes: break up the books with interesting objects.

STORAGE SAVIOURS



Ethnicraft 'Nordic' low 6-drawer rack, \$3357, Globe West.

'Arkelstorp' sideboard in Black, \$499, Ikea.



'Sia' bookshelf in Light Blue, \$799, Life Interiors.



'Keats' bookcase in Oak Natural, \$1149, Freedom.



'Retreat Zig Zag' buffet, \$2990, Globe West.

14 The secret to keeping small but essential items under control is to group like-with-like in pretty containers. Baskets are perfect for this - they come in all shapes and sizes, and their natural finish works with virtually any decorating look or colour scheme.

15 In open living room layouts, beautiful joinery or cubed bookshelves such as the 'Kallax' unit from Ikea can double as storage and a room divider. "The trick to pulling this off is to fill shelves with decorative pieces paired with beautiful wicker baskets or recycled timber boxes," says Dayna Howard of Sorted Space.

16 Keep video games in order - and unsuitable versions out of reach of younger kids - by allocating a lockable, portable case (try Officeworks' 'Vaultz' lockable CD file cabinet) to older kids and giving younger ones their own (cheaper!) vinyl version.

17 Look for a unit with a mix of storage options. "Combining cupboard doors and open shelves adds interest and helps keep electrical items ventilated," says Hayley Hayes of Porchlight Interiors. "Low drawers are great for remotes and quickly stashing away kids' toys."

18 "A large timber or cane chest not only makes a statement, but can double as a coffee table," suggests Natalie Morey of The Lifestylers Group. "The cavity is ideal for stowing away bulky items such as seasonal throw rugs and cushions."

19 For visual impact, modular boxes affixed to the wall look great when filled with books and collectibles, says Christine Gough of Ikea, who recommends 'PS 2014' storage modules or 'Knagglig' boxes. "You can customise configurations to suit tight spots or sloping ceilings to maximise shelving across the full expanse of your wall," she explains.

20 Consider having a sturdy built-in window seat (or simply a box seat against a wall), fitted with a hinged lid or drawer. It can perform myriad storage duties and, topped with a substantial seat pad and covered in lovely fabric, is plenty stylish, too. >



bedroom

21 In a small room, it's worth checking with a builder to see if it's possible to recess shelves into the wall cavity to increase their depth. A 30cm-deep shelf will fit neatly folded clothes, and up to or over half that depth can be tucked back into the wall.

22 Invest in a dressing-table or create one by pairing a narrow console table and freestanding tabletop mirror. The small drawers are ideal for keeping cosmetics, hairbrushes and jewellery neat.

23 Inexpensive and super-quick to install, 3M 'Command' hooks inside the ends of wardrobes are great for storing necklaces and keeping them tangle free, says Natalie Morey of The Lifestylers Group.

24 Pretty up the top of a low armoire with a beautiful selection of vintage teacups and saucers that can be used to separate and display smaller jewellery pieces such as rings and earrings.



26 A tailor's mannequin makes a chic repository for items such as necklaces and scarves, while a pretty party dress can look amazing draped on a coathanger and hung on the wall.

25 "If your wardrobe is bursting at the seams, use space under the bed to store items that aren't often needed," suggests interior designer Georgia Cannon. "There are plenty of beds on the market with built-in storage, or you can simply use slide-out baskets or zip bags under your existing frame."



STORAGE SAVIOURS



'Brimnes' bed frame with storage and headboard, from \$499, Ikea.



Leather strap side table, \$185, H And G Designs.



Slim-line under-bed organiser, \$84.95, Howards Storage World.



'Oslo' 7-drawer tallboy, \$999, Freedom.

Over-the-door shoe organiser, \$24.95, Howards Storage World.





27 “A beautiful upholstered ottoman that opens can provide deep storage for linen and blankets,” says Rachel Zehner of A Place For Everything. Pop in a few cedar balls to deter moths; try a pack of ‘Cedar & Lavender’ balls from Masters.

STORAGE SAVIOURS



‘Presley Retro’ bedside table, \$565, Globe West.



‘Percy’ 2-tier shoe rack in Natural, \$59.95, Freedom.



‘Enudden’ over-the-door hanger in White, \$5.99, Ikea.



Jewellery tree, \$22.95, Howards Storage World. *Stockists, page 212*



31 To make the most of built-ins, take the unit as close to the ceiling as possible and use the top shelves for items you can’t bear to part with or may only use once in a while.

28 Installing a rail with hooks on the inside of your wardrobe can create extra space for belts and scarves, and maximise hanging room for clothes, suggests Shana Danon of Organised Clutter.

29 If you have a sizeable shoe collection, angled shelves within a walk-in robe are a lifesaver. Alternatively, if your budget and space are slim, use canvas racks that attach to the hanging rails. For special occasion footwear and boots, use clear shoe boxes such as those from Pink Lily, which can be stacked on top shelves or slipped under the bed.

30 Consider using large, functional drawers about 800mm-wide for your bedside tables if you have the space on either side of the bed, says Karen Akers of Designed by Karen Akers.



A timber ladder and basket make a stylish storage pairing.

32 “An over-the-door rail with hooks can turn an unused space into a storage area for things such as jackets and scarves” ~ Christine Gough, Ikea >

{TRANSFORM}

kids' room



33 Rachel Zehner of A Place For Everything suggests storing toys in baskets and clear tubs on low shelves. “Separating them into categories, such as cars, music or dress-ups, also helps prevent everything coming out at once,” she says.

34 “Display the things you love and conceal the things you don’t, while still keeping everything accessible,” advises Belinda Kurtz of Petite Vintage Interiors. She’s a big fan of double-duty furniture. “Low cabinets are great as they can be turned into a bench seat with the addition of a few pillows on top.”

35 Masses of Lego and building blocks can be a pain, so bundle them up in a drawstring ‘Brikbag’ from Lilly & Lolly (see Storage Saviours, right). The bag opens and expands into a play mat. Brilliant!

36 To make it easy for kids to tidy up, label containers with items that belong in each box. For small children who can’t read yet, use picture labels. “That way when you ask your children to pack things away, they know exactly where ‘away’ is,” explains Dayna Howard.

37 Display your little ones’ favourite outfits on a clothing rack, wooden bead garland or wall hooks. “This is a particularly gorgeous idea in a nursery, for all those adorable baby clothes,” says Belinda.

38 Floating shelves and shadow boxes in a variety of colours and shapes can turn toy collections into mini works of art. “You can find a great range at children’s stores, or get them custom-made to suit the room’s style,” says Shana Danon.



39 “Maximise space with a cool storage bed. My current favourite is the ‘Bilby’ by Snooze, which has great nooks and crannies and a desk that slides away”

~ Dayna Howard, Sorted Space


40 Show off the covers of beautifully illustrated picture books on easy-reach open shelves, and add a beanbag or cushions below to create the perfect reading corner. **hb**

STORAGE SAVIOURS



Ubabub ‘Booksee’ book rack, \$199, Lilly & Lolly.

‘Mesh Shield’ shelf in green, \$270, Bride And Wolfe.



Go Home Junior ‘Cloud’ bookcase, \$59.95, Leo & Bella.

Bloomingville ‘Fox’ mini storage box, \$139.95, Leo & Bella.



‘Brikbag’ Lego storage bag in Yellow, \$59.95, Lilly & Lolly. **Stockists, page 212**

